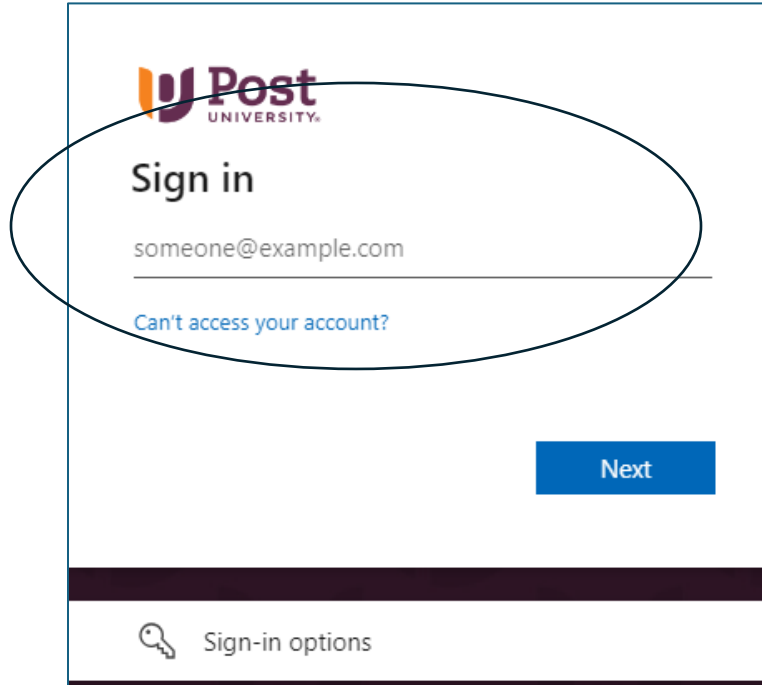


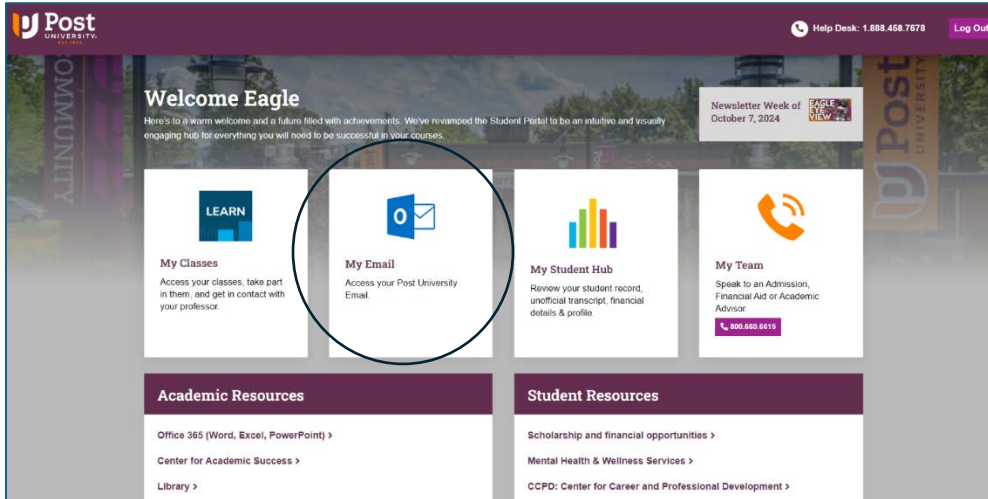
HOW TO ACCESS YOUR POST UNIVERSITY STUDENT EMAIL

Step 1: Open a new tab in Google Chrome (or your preferred internet browser) and type in my.post.edu, which will bring you to the log-in page.




- Log in using your student email (firstname.lastname@students.post.edu)

Step 2: Select the “My Email” icon in the middle of the page (pictured below)



Step 3: Select the app launcher icon in the top left-hand corner (pictured below)



Step 4: Click on the Outlook icon to open your student email/inbox.

