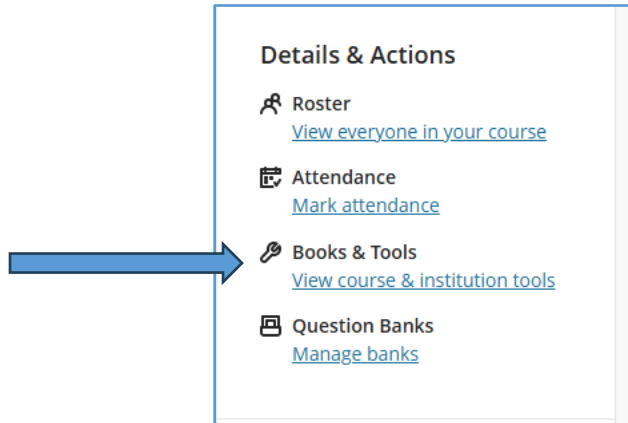
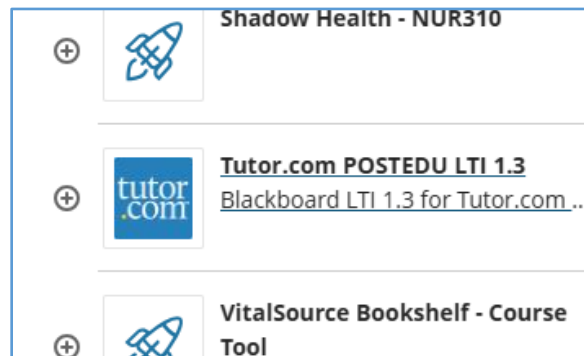


### Accessing Tutor.com (Blackboard Ultra)


1. Log into Blackboard [either through “My Classes” on the student portal (my.post.edu) or through post.blackboard.com]
2. Go into a current course.
3. On the righthand side of the screen, select “Books & Tools: View course & institution tools”



4. Scroll down the menu of tools and select “Tutor.com POSTEDU LTI 1.3”



5. This will bring you over to the Tutor.com dashboard, automatically logged into your account



*(On this page, you will also see a welcome message on this page that includes your name in it.)*