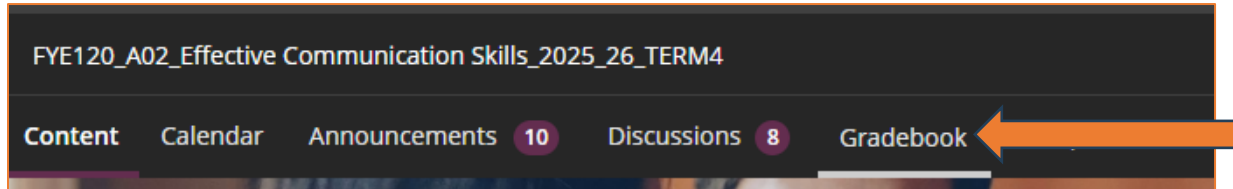








How to Locate Instructor Feedback

In addition to the rubric your instructor fills out for each discussion board, journal, and assignment, there is also a section where they leave personalized feedback. It's important to review these comments because they offer important insight from your instructor.




Step 1: Inside your classroom, select "Gradebook" from the top navigation bar.




Step 2: On the next screen, for each assignment, you will see what has been graded and what has been submitted but not graded yet.

Status	Grade	Results
	Not graded	
Graded	 31 / 31	View
Graded	 50 / 50	View
Graded	 31 / 31	View
Graded	 100 / 100	View
Graded	 100 / 100	View
Submitted	 Not graded	


Step 3: Click on the black “View” button under the Result column for feedback on a specific assignment.



Grade ↕	Results ↕
Not graded	
	View 
	View

Step 4: This will pull up a graded copy of your assignment that will include your earned grade, submission information, the originality report for that assignment, and instructor feedback (located under “Attempt feedback”).

SUBMITTED 2/1/26, 7:21 AM 


RECEIPT: 9270E5D1B36D4C0594266FD33660D517


 Originality Report

 Low Risk 

Highest Match	7%	Average Match	7%
BUS701 Assignment 3.docx			

REPORTS (1)

 Additional content	7%
--	----

 Attempt feedback